

# BURTON-CUM-WALDEN PARISH PLAN 2006/7

## Index

	Page
<b>1</b> Introduction.	<b>2</b>
<b>2</b> A short history of the Parish.	<b>3</b>
<b>3</b> A brief description of the Parish now.	<b>3</b>
<b>4</b> Commentary on the Questionnaire.	<b>3</b>
<b>5</b> Action Plan.	<b>10</b>



# 1 Introduction

The Parish Plan is a statement of how the Parish would like to develop over the next few years, identifying our needs, ideas and concerns, and setting out a plan of action.

It was important to demonstrate that the views in the Plan were from the whole community, especially if we needed to apply for grants. At an open meeting in February 2006, a Steering Group was formed of 10 representative volunteers from the Parish. A detailed questionnaire was prepared and using ten more helpers, it was given to every household in July 2006.

120 questionnaires were returned which represented 260 people in the Parish. This is a remarkable 96% of the resident population, so the opinions can clearly be said to represent the views of the Parish at that time.

The results of the questionnaire have been collated and analysed, using Compass software, and a summary compiled. A commentary on the results was written, along with the Action Plan. A full breakdown of all answers is available for anyone who wishes to see the detailed results.

Some sections of the questionnaire invited comments and the major issues needing attention have been included in the Action Plan. These issues are not only those attracting the most comments; some specific matters mentioned by individuals have been included, as the Steering Group considered them to be important.

The Action Plan reflects what the residents of the Parish would like to be done, and suggests who will or might undertake the different action points. The Steering Group will then talk to all those responsible for items on the Action Plan. Following the launch, an updated Action Plan will be published by the end of September 2007 at the latest, with broad timescales and names of lead organisations/ volunteers. The Parish Council will report progress on its actions and proposals at its Annual General Meeting in May 2007.



Michael Wheeler

The Parish Plan has been funded by a grant from the Yorkshire Rural Community Council and sponsored throughout by the Burton-cum-Walden Parish Council. We gratefully acknowledge their support.

## 2

### A Short History of the Parish

Although evidence of Iron Age settlements can be found in the Parish, the first dwellings on the site of the present village were probably Saxon. The Domesday Book records it as a relatively small community. Most of today's buildings were built between the late 18<sup>th</sup> and late 19<sup>th</sup> centuries when West Burton was a thriving market town, based on mining rather than agriculture, but with a large number of service businesses. The structure of the Parish has remained largely unchanged since then.

## 3

### A Brief Description of the Parish Now

The Parish covers 4000 hectares with 173 dwellings, situated mainly in the village but with some small groups and isolated properties to the north and west. Most houses are permanently occupied, with 35 (20%) being second homes or holiday lets. There are 9 Grade II listed buildings. Public buildings include the Village Hall, the Chapel, and the Primary School. There is also an antique shop, a butcher's, the Cat Pottery, a Picture Framer's, a pub and a Post Office/General Store.

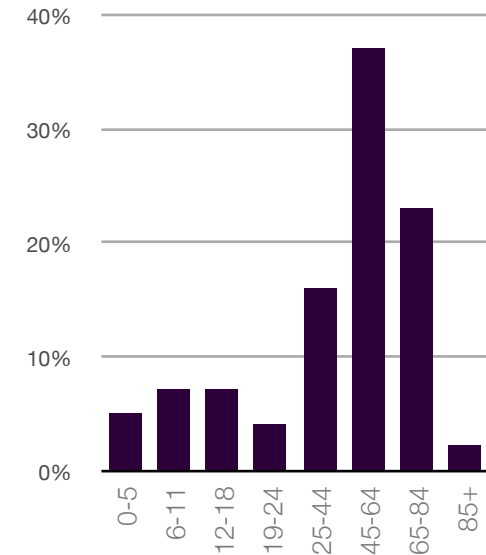
The answers to the questionnaires showed that, of the 260 people who replied, most were over 44, were not born in the Parish and were in paid, mainly white-collar employment. Most people said that they were very happy to live here: being conscious of the desirable surroundings and the caring community, and recognising the need to maintain these qualities. Where problems have been identified, positive suggestions have been made and people have indicated their willingness to help to improve matters.



## 4

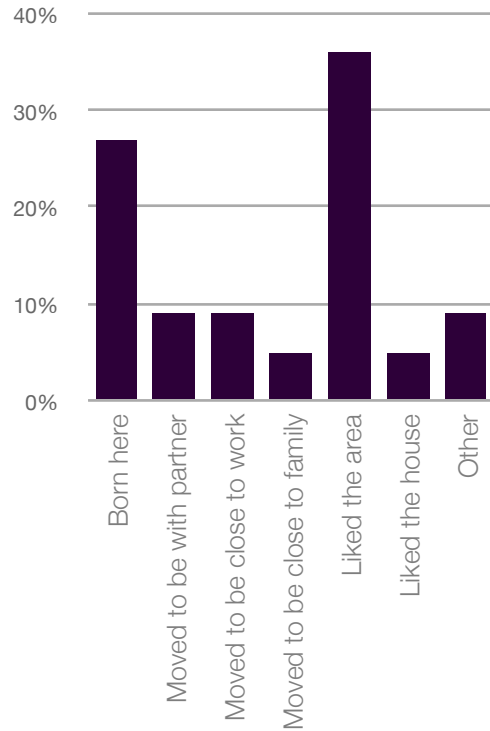
### Commentary on the Results of the Questionnaire

#### Age



*This chart shows the age of everyone who responded. Significantly there are more than 62% over the age of 44.*

## Origins



*This chart shows how each member of the household first came to be living in the Parish.*

Just over a quarter were born here, whereas three quarters chose the Parish. The main reason was that they liked the area.

“Other” reasons included starting a business and inheriting a house.

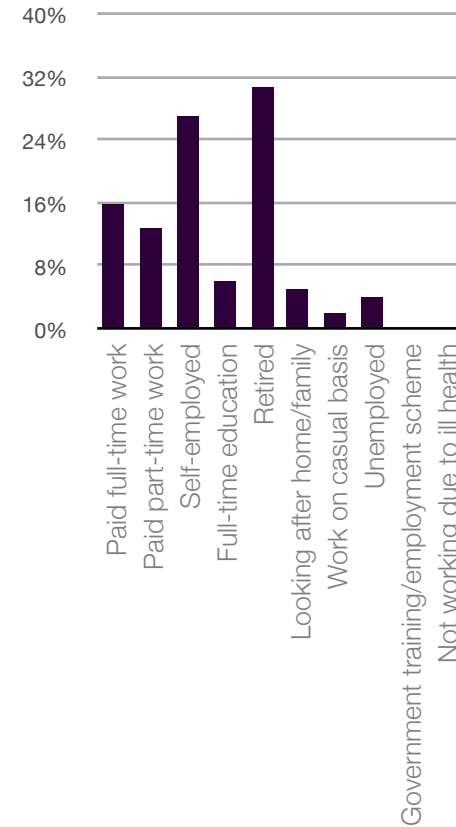
## Education and Training

Although the vast majority of respondents were not interested in additional education and training a small number said they would attend suitable, local courses, but there was no agreement on subjects.

63% of households had a computer and 59% had Internet access.



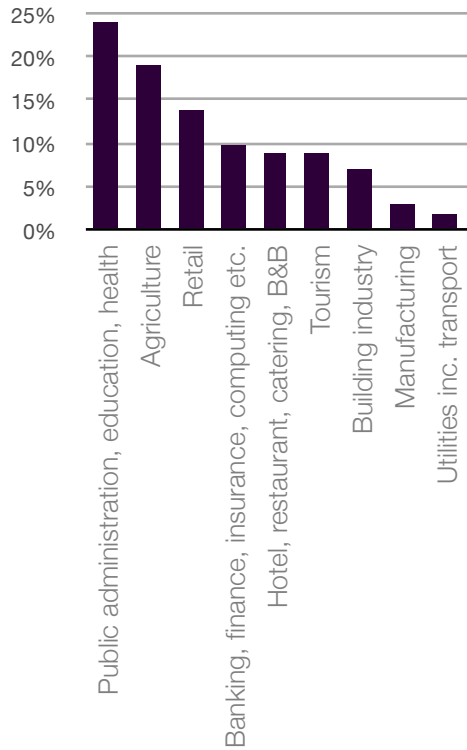
## Employment



*This chart shows how employment was best described.*

58% are in employment. Half of those are self-employed, which compares with the national average of 11% of the workforce.

## Jobs



*This chart shows the jobs people do.*

There were a further five individual professions, from architect to seafarer.

Very few respondents wanted help improving their employment position. Six wanted more support in starting their own business and five wanted more training.

## Housing

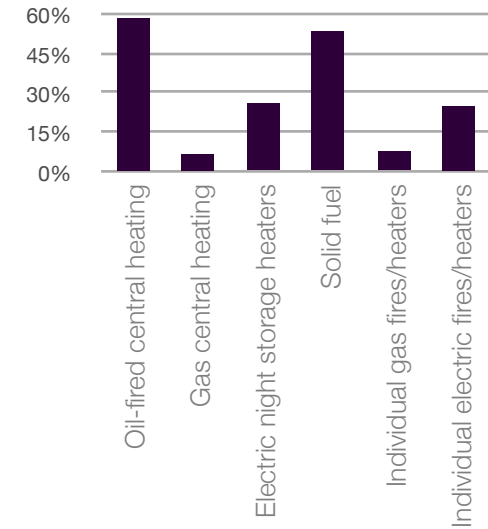
There is some evidence of the problem of high-priced housing. Six people have moved out of the Parish and four live with others because they cannot afford local accommodation.

17 people are likely to need alternative accommodation in the next five years. There is a clear need for low cost starter homes to enable people to stay in the Parish. There is also a need for houses adapted for disabilities and for sheltered and residential accommodation.

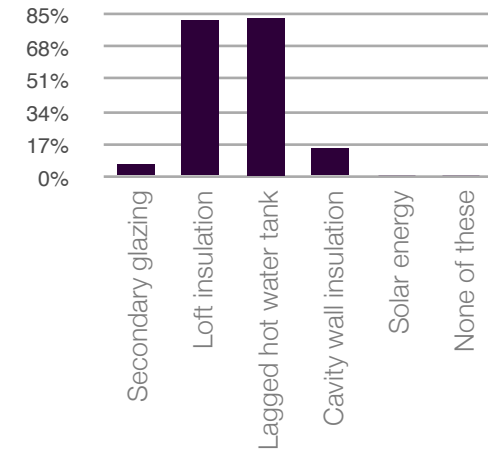


## Heating & Energy Conservation

See Action 1



See Action 8



A large percentage of the properties in the Parish had some energy-saving features. Some of the remaining properties are unsuitable for adaptation. However there is still scope to improve:

- 45% of the respondents asked for information on renewable energy; some wanting advice specifically on heating.
- The majority of homes in the Parish rely on fuel being delivered.
- Three quarters are possibly interested in buying fuel as part of a consortium.

## Environment

88% said they would sort their refuse, and 70% would use a skip for garden rubbish. The main reason given for not using a skip for green waste was that they were already composting. Siting of a skip was a concern.

Most thought that lighting provision was about right. Approval ratings were:

- 63% for street lighting
- 54% for lighting on public buildings
- 50% for lights on private housing

The remaining responses were spread into small percentages over all answers. Several specific individual suggestions were given and all will be passed to the Parish Council.

See Action 2

See Action 8

68% thought the number of tourists in the Village was about right, 18% thought there were too many and 7% said there were too few.

## Parking

Parking was a concern for a large percentage of respondents at least occasionally and there are several favoured solutions to the congestion caused. These will be passed to the Parish Council along with individual suggestions.

With regard to finding **parking places** near their home:

- 31% were never concerned
- 14% occasionally
- 13% often
- 42% not applicable/no response

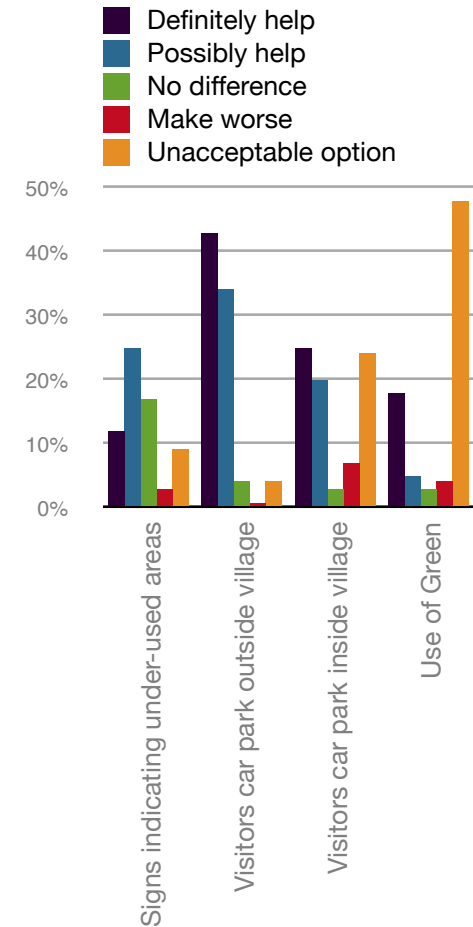
Parked vehicles **blocking access**:

- 19% were never concerned
- 33% occasionally
- 9% often concerned
- 39% not applicable/no response

Parked vehicles **blocking roads**:

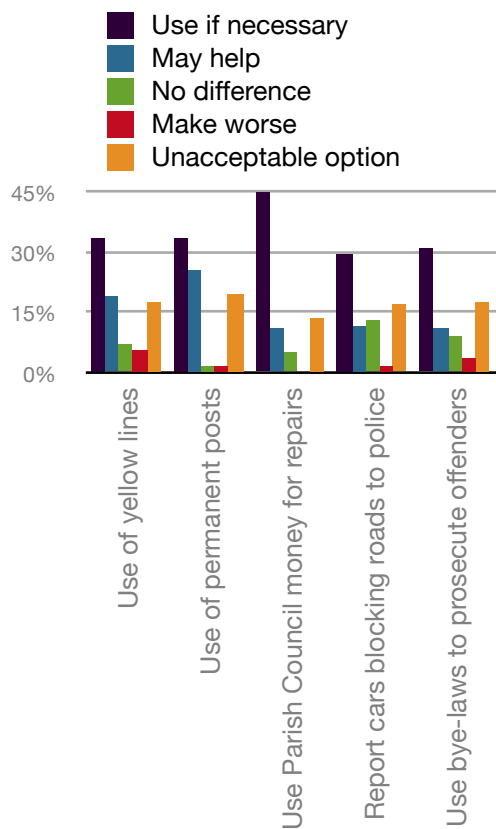
- 21% were never concerned
- 33% occasionally
- 8% often concerned
- 38% not applicable/no response

See Action 3



It is worth noting that 53% of respondents do not want the Green to be used for parking, and 77% think that a car park outside the village could help.

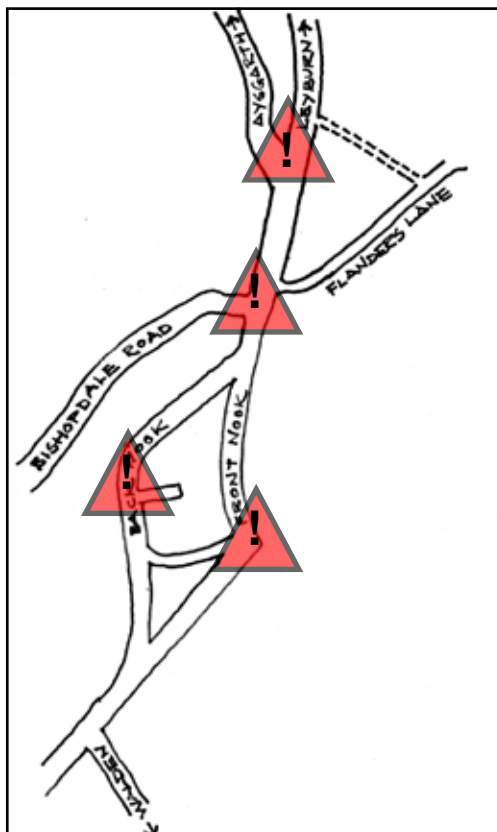
The issue of protecting the Village Green, whilst at the same time keeping the roads clear, produced an 75% response rate. There is a clear mandate for the Parish Council to consider a number of options and once again there are several popular solutions to protect the Green.



See Action 5

Danger spots on the roads in the Parish were given on 59% of responses. These are shown on the map below.

By far the most quoted were the junction where the Aysgarth road joins the Leyburn road, and the road in front of The Grange. Front and Back Nook were both said to be narrow, with inadequate or no paths. The corner leaving Front Nook by Mill House often had cars parked.



## Community

There was a good response from those wanting to be more involved in community activities and events. Clearly there is an under-used resource which could be tapped if potential volunteers only knew who to contact. Several mentioned existing organisations, such as First Responders, cemetery maintenance, the Chapel, the Church, the School, the Village Hall and the Art Club. A wide variety of additional activities were suggested, the most popular being facilities for children and young people, followed by sports facilities in general.

See Action 4

See Action 9, 10 and 12



Additional events at the Village Hall were mentioned such as a film club, talks and more drama.

With regard to some of the 27 children under 12 it is clear that childcare can be a problem. Children would like to be involved in more out-of-school activities.

69% of replies thought the play area was fit for its purpose. The small percentage who said that more and better equipment was needed (possibly in a local field) may well represent a high proportion of the users.

There are significant concerns over:

- **speed of traffic:** 78% of respondents were concerned, at least sometimes.
- **damage to the Green:** 58% were concerned, particularly about erosion caused by parking and at the football posts,
- **dog fouling:** 58%.
- **rubbish and litter:** 46% are concerned, at least sometimes.
- **state of the pavements and roads:** 41%
- **grass cutting:** 41% are concerned about the collection of clippings.
- **noise:** 28% (dogs, planes and motorbikes).

Of less concern are overhead cables (21%), water quality or supply (14%) and air quality at 4%.

See Action 11

See Action 6 & 7

A wide variety of other concerns were mentioned in small numbers. This does not make them less valid, and the complete list will be given to the Parish Council.

Although 60% feel well informed about Parish Council decisions, 19% are not. There was a mixture of replies about the Parish Council responding to the needs of the community with 34% thinking they respond a lot, 33% some, 4% a little, 3% not at all. 23% did not know.

The Post Office is well-used. All 8 suggested services are used: postal services being used by 91% of respondents, and mail collection by 42%, paying bills 36%, banking 26%, pensions/benefits/allowances 19%, bureau de change 18%, giro/saving certificates etc. 11% and information on benefits/financial services 2%. Other services used at the shop are flowers by post, collection of medicine, phone card top up, licences and local information.

Comments on the service that local businesses provide have been excluded



See Action 13

from the Plan but all business owners have asked to see the anonymous views expressed on their own business, and these have been passed on.

## Crime and Public Order

There are some worries about crime, with 38% concerned about a possible break-in, 22% about farm/business thefts and 22% about cars being stolen. Worries for the safety of children are also very low but the Green and waterfall were stated as possible areas of concern. Traffic accidents are a general worry.

Despite this low concern, only 27% think the services of the police are good or satisfactory, 24% think they are poor with another 47% of the respondents being "don't knows".

There is some interest in getting further advice. Nine respondents want to know more about Farm Watch, 27 about Neighbourhood Watch, 23 about Community Policing and 16 asking for home security advice.

## Health and Social Care

There are nine carers in the Parish and they generally feel poorly supported. The full list of suggestions will be passed to the Parish Council.

Transport is a clear problem for some needing medical help, and if the only driver in the household becomes incapacitated, then the problem is of

See Action 14

See Action 15

See Action 17



much greater significance.

Satisfaction with most medical services is high, with the vast majority of users being either satisfied or very satisfied. Dental services are the exception where although 38% are satisfied or very satisfied, 33% are dissatisfied or very dissatisfied and 128 people would like to be able to register with an NHS dentist.

## Transport

25% said that the bus service was important or essential, even though only two people use it for work. The 68% who do not use the bus mainly prefer to use their own transport. Bus times and routes are the main reasons for not using the service. A more frequent, reliable service generally is wanted, along with Sunday and late night stops in West Burton. Several suggestions for specific improvements were given and all will be passed to the relevant organisations.

Cyclists felt the roads are too dangerous and that cycle paths should be provided and bridleways improved for cycling.

23% of replies said the local taxi services are adequate, but the majority did not know.

See Action 16

## ...and finally

When asked what was disliked in the Parish, the only consistent answer (19 out of 47 replies) was related to the problems caused by cars. This was followed by too many visitors, with four replies. Too many holiday/second homes, noise and lack of development had three replies each.

When asked what was the most important thing about living in the Parish, 164 different ways of saying "nice" were given.

See Action 18

Some said the area was unspoilt and the scenery beautiful, but most mentioned the people being kind and the community caring.

Some were lost for words: What is the most important thing about living in Burton-cum-Walden?

One reply said "Everything"!



# Action Plan

	Proposed Action	Lead Organisations	Timescale
	<b>Housing</b>		
<b>1</b>	Promote and encourage the provision of low-cost housing, accommodation adapted for those with disabilities, sheltered and residential accommodation, if possible within the Parish.	Parish Council Yorkshire Dales National Park Authority Richmondshire District Council	Ongoing
<b>2</b>	Promote the installation of energy saving features in properties, where possible, and explore setting up a consortium for buying heating fuel.	Parish Council The Environment Agency Yorkshire Dales National Park Authority Volunteers*	Within six months
	<b>Environment</b>		
<b>3</b>	Continue to look for ways to relieve the parking problem and road congestion within the Village.	Parish Council Yorkshire Dales National Park Authority Highways Department, North Yorkshire County Council	Ongoing
<b>4</b>	Note the identified danger spots on the roads within the Parish and look for ways to minimize the hazards. Consult with the Highways Department on ways to reduce speeding in the Village.	Parish Council Highways Department, North Yorkshire County Council	Within one year
<b>5</b>	Continue to maintain and enhance the Village Green. Look for ways to minimize the impact of grass-cutting.	Parish Council	Within one year
<b>6</b>	Promote and encourage a litter-free environment within the Village, and lessen the incidence of dog fouling.	Parish Council Richmondshire District Council	Ongoing

	Proposed Action	Lead Organisations	Timescale
7	Continue to maintain footpaths, pavements and roads.	Parish Council North Yorkshire County Council Yorkshire Dales National Park Authority	Ongoing
8	Promote and encourage recycling and other environmental issues.	Parish Council Richmondshire District Council Environment Agency	Ongoing
<b>Community</b>			
9	Look for ways to put organisers of events in touch with those who have expressed a desire to help.	Parish Council Volunteers*	Within three months
10	Compile a directory of all Parish organisations.	Parish Council	Within one year
11	Enhance the provision of childcare, and facilities and equipment for children.	West Burton Primary School West Burton Toddlers' Group Parish Council Richmondshire District Council Extended Schools Initiative (based at Wensleydale School).	To be decided by Lead Organisations
12	Promote and encourage other leisure activities and sports, particularly for teenagers and young people.	Volunteers*	Within one year
13	Continue to inform the community of the activities of the Parish Council through the Newsletter and website.	Parish Council	Ongoing

	Proposed Action	Lead Organisations	Timescale
	<b>Crime and Public Order</b>		
<b>14</b>	Disseminate information on Neighbourhood Watch, Farm Watch and Community Policing	North Yorkshire Police Authority Neighbourhood Watch Co-Ordinator	Within one year
	<b>Health and Social Care</b>		
<b>15</b>	Pass information on the concerns about the provision of social care within the Parish to the relevant agencies.	Primary Care Trust Adult and Community Services Department, North Yorkshire County Council	Within three months
<b>16</b>	Pass information on the concerns about dental provision to the Primary Care Trust	Primary Care Trust	Within three months
<b>17</b>	Compile a list of volunteer drivers who would be willing to help in an emergency	Volunteers*	Within six months
	<b>Transport</b>		
<b>18</b>	Pass comments and suggestions about the bus service and the data on usage to the Passenger Transport Authority. Pass comments on provision for cycle users to relevant organisations.	North Yorkshire County Council Yorkshire Dales National Park Authority	Within three months

**\*The Parish Council would be very interested to hear from anyone who would be willing to act as a volunteer for any of the Actions mentioned above.**